



Quartz uniformity May24

Arnaud Le Fur

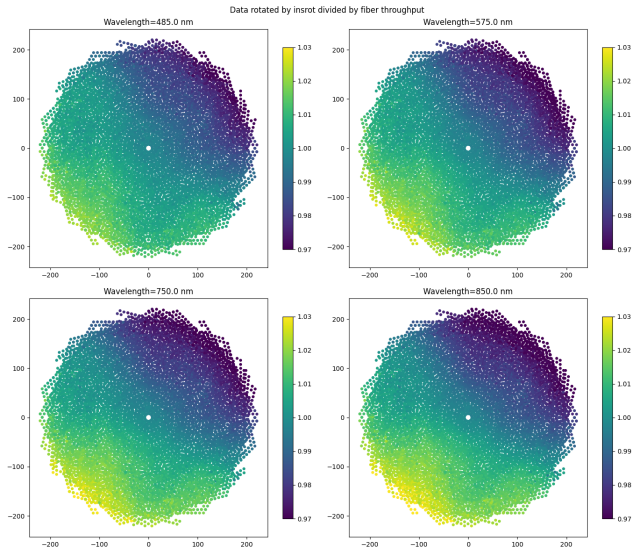
v3

2024-05-24

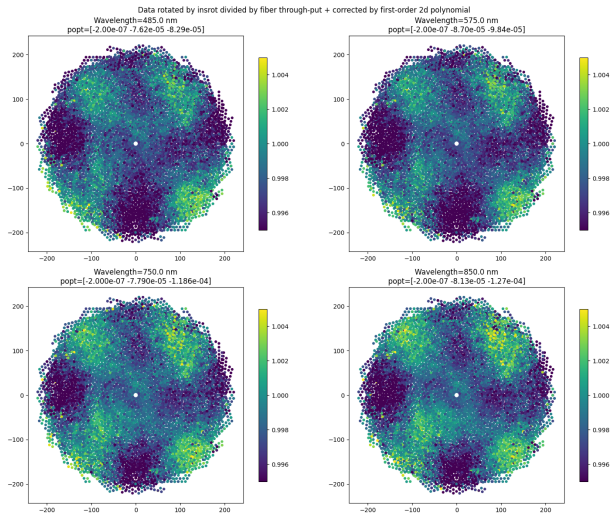
Table of Contents

1. Data rotated by insrot divided by estimated fiber throughput
2. Data rotated by insrot divided by estimated fiber throughput + corrected
3. QTH insrot 90 divided by the mean response
4. QTH insrot 90 divided by the mean response
5. Throughput change
6. QTH insrot 90 divided by the mean response throughput corrected
7. Twilight insrot 90 divided by the mean response
8. Twilight insrot 90 divided by the mean response corrected for throughput change
9. Twilight insrot 90 divided by the mean response corrected for throughput change stretched

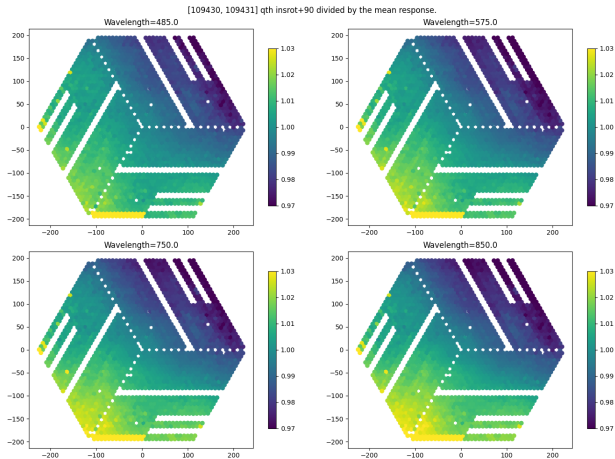
Data rotated by insrot divided by estimated fiber throughput



Data rotated by insrot divided by estimated fiber throughput + corrected

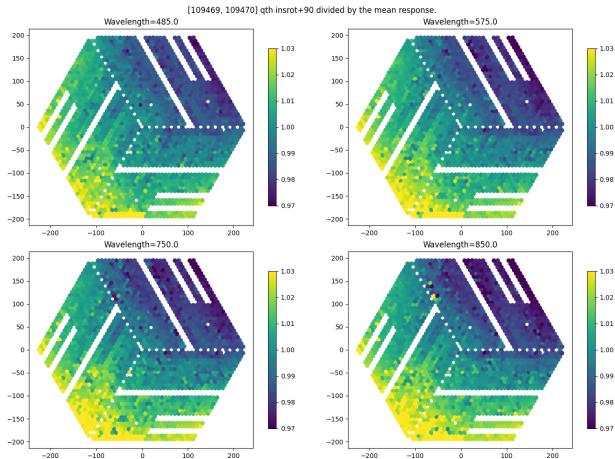


QTH insrot 90 divided by the mean response



This visit is part of the insrot dataset used to compute the mean response.

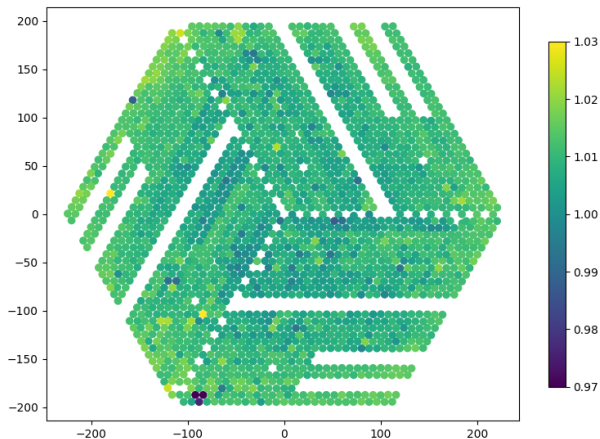
QTH insrot 90 divided by the mean response



This visit was taken the following day wrt to the full insrot dataset, we can see the throughput change.

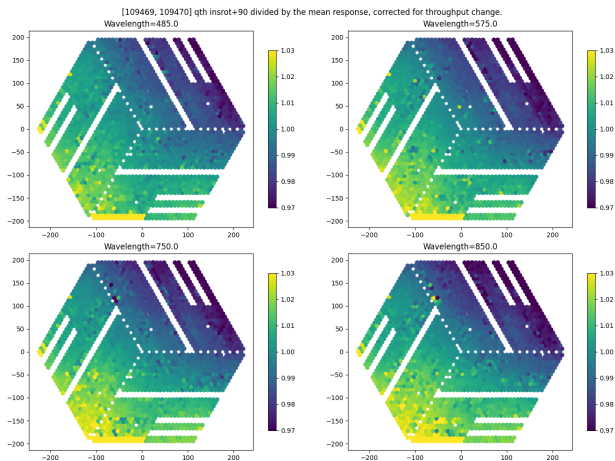
Throughput change

[109469, 109470] / [109430, 109431] non chromatic throughput change.



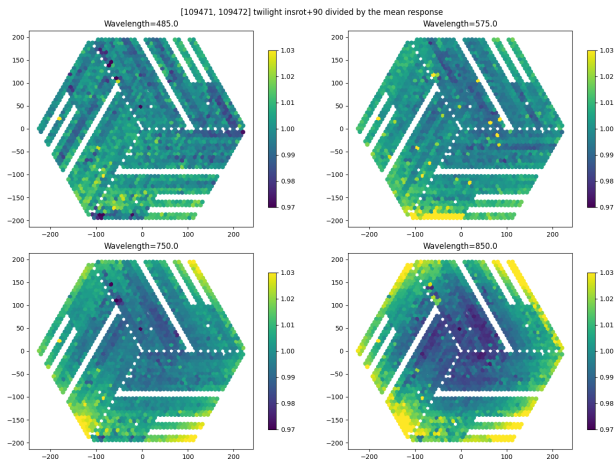
Calculating a non-chromatic throughput change calculated from the two quartzes taken at insrot +90

QTH insrot 90 divided by the mean response throughput corrected

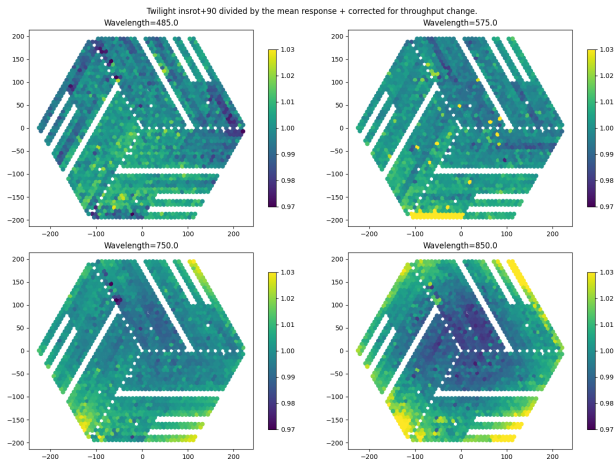


Now I've applied the previous correction, the dataset is a bit cleaner.

Twilight insrot 90 divided by the mean response

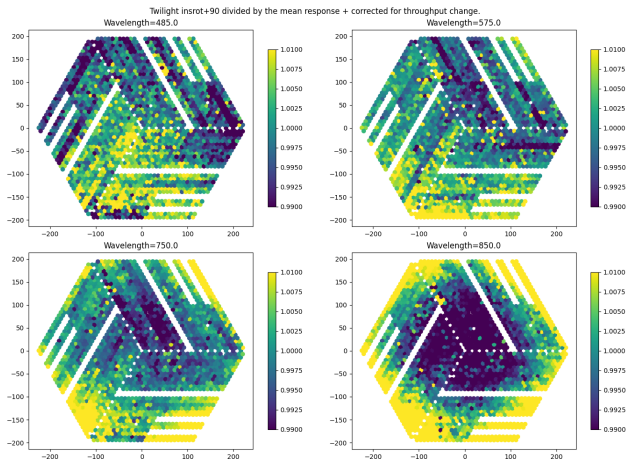


Twilight insrot 90 divided by the mean response corrected for throughput change



with the previous correction applied

Twilight insrot 90 divided by the mean response corrected for throughput change stretched



with the previous correction applied +-1